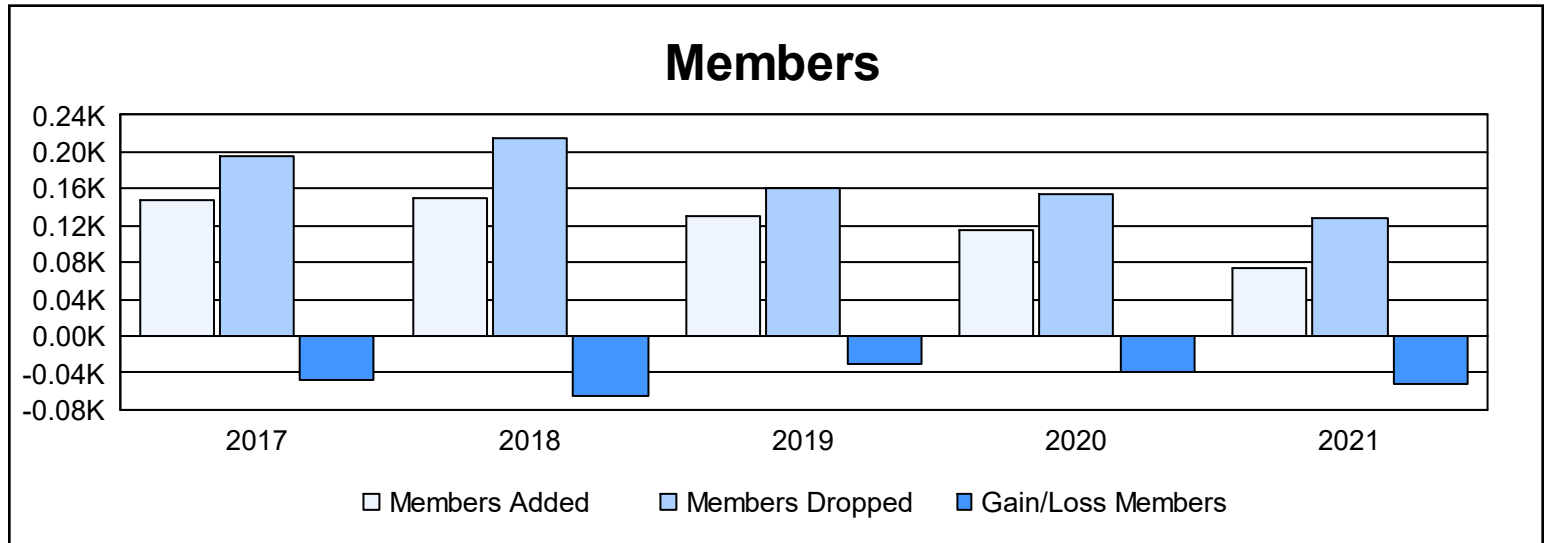
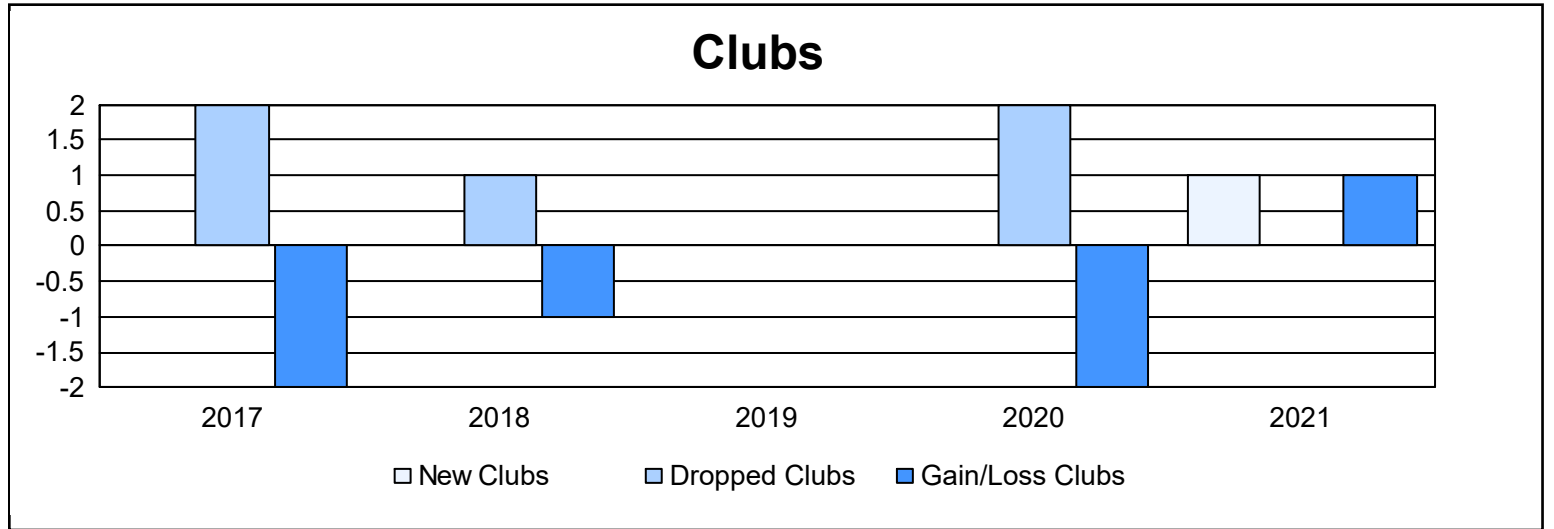
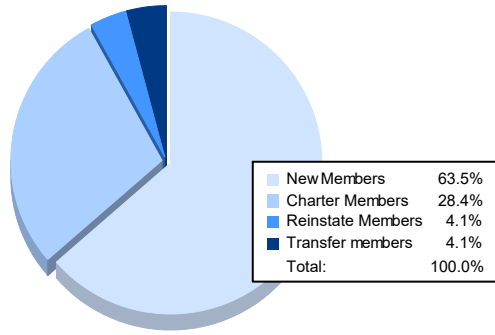


| Year           | New Clubs | Dropped Clubs | Gain/ Loss Clubs | New Members | Charter Members | Reinstate Members | Transfer Members | Total Member Added | Total Members Dropped | Gain/ Loss Members |
|----------------|-----------|---------------|------------------|-------------|-----------------|-------------------|------------------|--------------------|-----------------------|--------------------|
| 2016-2017      | 0         | 2             | -2               | 125         | 4               | 7                 | 12               | 148                | 195                   | -47                |
| 2017-2018      | 0         | 1             | -1               | 132         | 2               | 7                 | 8                | 149                | 214                   | -65                |
| 2018-2019      | 0         | 0             | 0                | 107         | 1               | 14                | 8                | 130                | 160                   | -30                |
| 2019-2020      | 0         | 2             | -2               | 94          | 1               | 9                 | 11               | 115                | 154                   | -39                |
| 2020-2021      | 1         | 0             | 1                | 47          | 21              | 3                 | 3                | 74                 | 127                   | -53                |
| <b>Average</b> | <b>0</b>  | <b>1</b>      | <b>-1</b>        | <b>101</b>  | <b>6</b>        | <b>8</b>          | <b>8</b>         | <b>123</b>         | <b>170</b>            | <b>-47</b>         |



### Membership Composition June 2021 Cumulative



### Gender Composition June 2021 Cumulative

